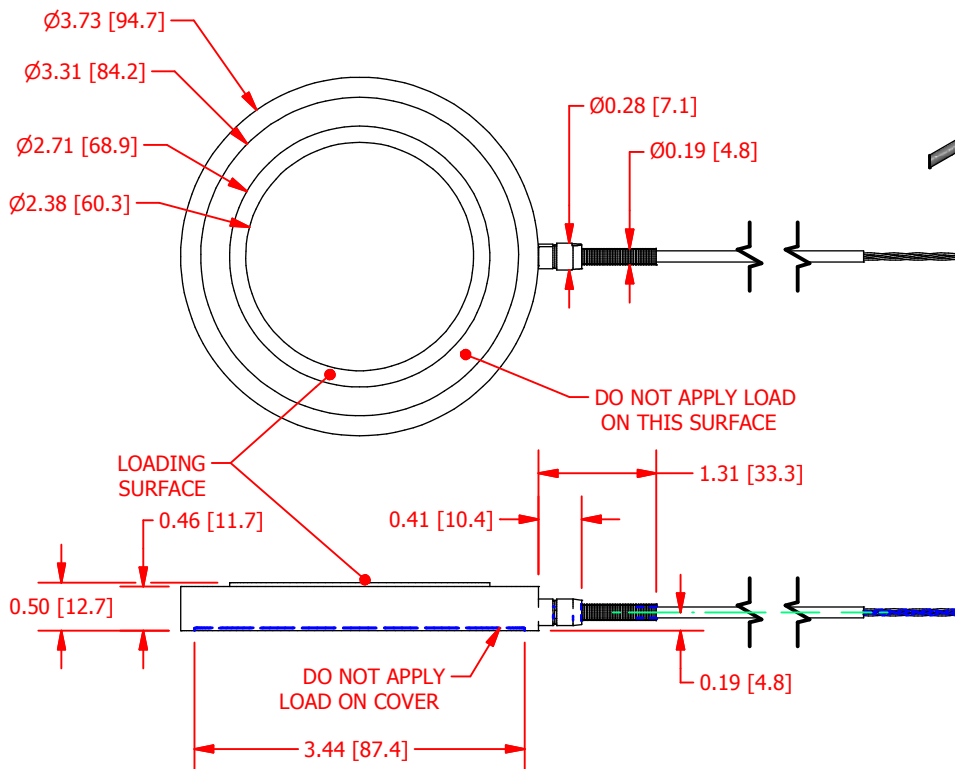
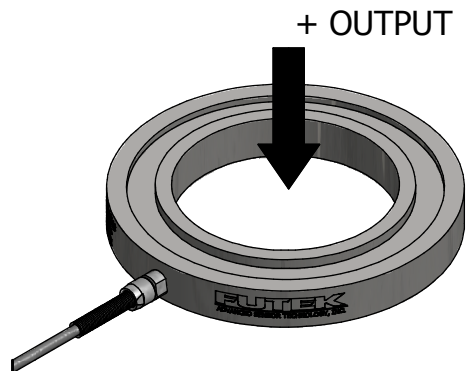


# FUTEK MODEL QLA105

ITEM NUMBER: QSH00018

## LOW PROFILE CUSTOM THRU HOLE DONUT LOAD CELL

INCH [mm]		R.O.= Rated Output	
WIRING CODE			
+ Excitation	- Excitation	+ Signal	- Signal
RED	BLACK	GREEN	WHITE
Shield			
FLOATING			



### SPECIFICATIONS:

RATED OUTPUT	2 mV/V nom.
CAPACITY	5000 lb [22.2 kN]
SAFE OVERLOAD	150 % of R.O.
ZERO BALANCE	±2% of R.O.
EXCITATION (VDC OR VAC)	18 MAX
BRIDGE RESISTANCE	700 Ω nom.
NONLINEARITY	±2% of R.O.
HYSTERESIS	±2% of R.O.
NONREPEATABILITY	±0.5% of R.O.
TEMP. SHIFT ZERO	±0.02% of R.O./°F (±0.036 of R.O./°C)
TEMP. SHIFT SPAN	±0.02% of LOAD/°F (±0.036 of LOAD/°C)
COMPENSATED TEMP.	60 to 160 °F (16 to 71 °C)
OPERATING TEMP	0 to 160 °F (-18 to 71 °C)
WEIGHT (approx)	0.55 lb [249.4 g]
MATERIAL	17-4 PH S.S.
CABLE: #24 Awg 4 Conductor Braided Shielded Teflon Cable, 10 ft [3 m] Long	



### SCIGATE AUTOMATION (S) PTE LTD

No.1 Bukit Batok Street 22 #01-01 Singapore 659592  
 Tel: (65) 6561 0488 Fax: (65) 6562 0588  
 Email: sales@scigate.com.sg Web: www.scigate.com.sg  
 Business Hours: Monday - Friday 8.30am - 6.15pm

CUSTOMER APPROVAL- COMPANY:

CUSTOMER APPROVAL- NAME / DATE:

REVISIONS: (Refer to dwg # revision sheet)

## OUTLINE DRAWING

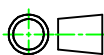
STANDARD NOTES: (Unless Otherwise Specified)

ALL DIMENSIONS ARE IN INCHES  
 DRAWING INTERPRETATION DIMS. PER ASME-Y14.5M  
 REMOVE BURRS AND BREAK SHARP EDGES .005 - .015  
 THREADS PER HANDBOOK H-28  
 DIMENSIONS ARE SHOWN AFTER PLATING

ANGLE:  
± 1/2°

CHAMFER:  
± 5°

3rd ANGLE PROJ.  
 TOLERANCE:  
 .X ± 0.1"  
 .XX ± 0.01"  
 .XXX ± 0.005"



This drawing is submitted solely for the information and exclusive use of the original addressee. It is not to be divulged in whole or in part, by any firm or individual without written permission from:

**FUTEK**  
 ADVANCED SENSOR TECHNOLOGY, INC.  
 10 THOMAS, IRVINE, CA 92618 USA  
 Phone: (949) 465-0900  
 Fax: (949) 465-0905

MODEL: <b>QLA105</b>	DWG No.: <b>FO1400</b>
DRAWN BY: <i>E. Pano</i>	CREATED DATE: 7/21/2015
APPROVED BY: <i>R. Walker</i>	APPROVED DATE: 7/22/2015
CHECKED BY:	CAGE: 1X8M6 SHEET: 1 OF 1